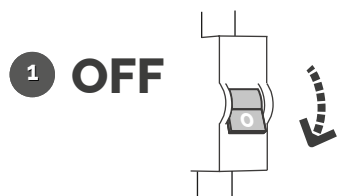
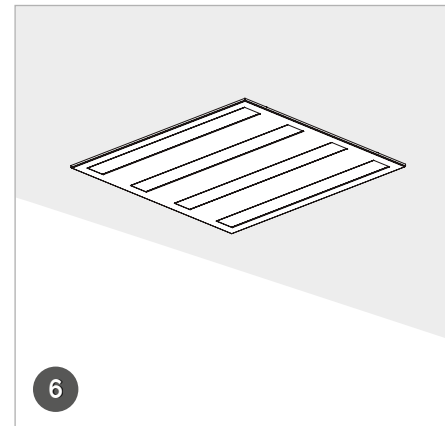
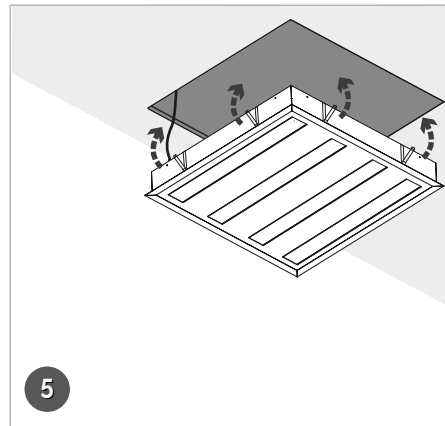
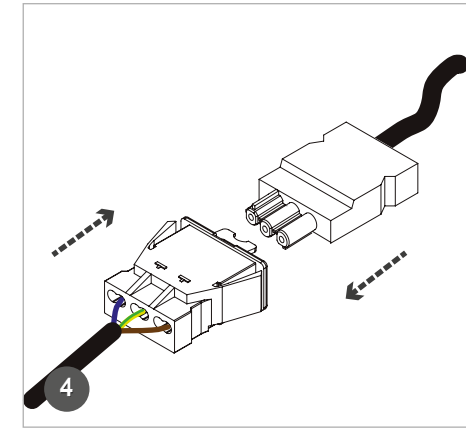
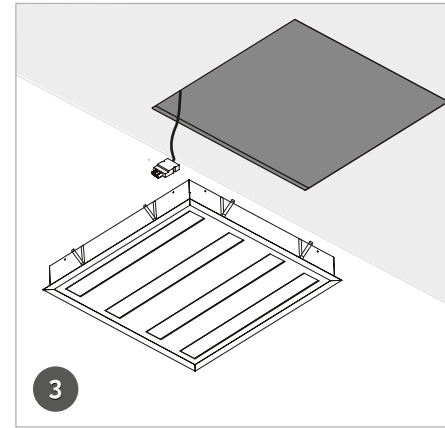
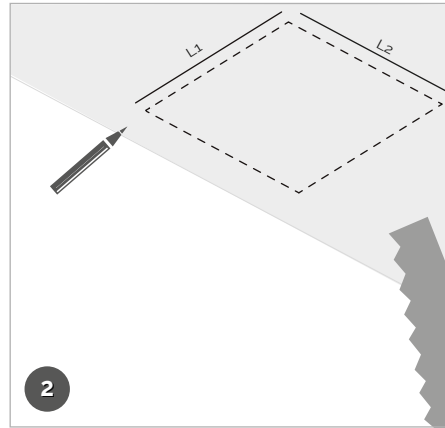


OPUS E ECO PRIS



Instruções de montagem  
Mounting instructions  
Instructions de montage



LIGHTENJIN II - Indústria de Iluminação, Lda

Parque Empresarial do Casarão, Avenida das 2 Rodas,  
Lote 36A. 3750-041 Aguada de Cima | Portugal  
tel: +351 234 080 117 | fax: +351 234 640 064  
geral@lightenjin.pt | [www.lightenjin.pt](http://www.lightenjin.pt)

- 1** Desligar o disjuntor correspondente à linha em intervenção;

Turn off the circuit breaker corresponding to the intervention line

Désactivez le disjoncteur correspondant à l'intervention en ligne
- 2** Realizar as marcações, e abrir furo no teto;  
CONSULTAR TABELA 1

Make the markings and drill a hole in the ceiling;  
SEE TABLE 1

Faites les marques et percez un trou dans le plafond ;  
VOIR TABLE 1
- 3** Ajustar a altura e posicionar o cabo;

Adjust the height and position the cable;

Régler la hauteur et positionner le câble ;
- 4** Eletrificar a luminária;

Electrify the luminaire;

Electrifier le luminaire ;
- 5** PARA CASOS COM MOLAS: Pressionar as molas no sentido das setas;

FOR CASES WITH SPRINGS: Press the springs in the direction of the arrows;

POUR LES BOÎTIERS AVEC RESSORTS: Presser les ressorts dans le sens des flèches ;
- 6** Colocar o aparelho no teto;

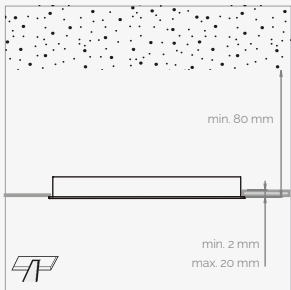
Place the appliance on the ceiling;

Placez l'appareil au plafond ;
- 7** Ligar o disjuntor correspondente à linha em intervenção

Turn on the circuit breaker corresponding to the intervention line

Connectez le circuit correspondant disjoncteur à l'intervention de ligne

Nota  
Note  
Remarque

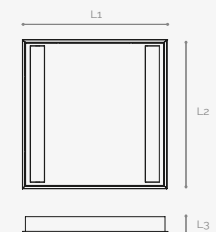


Furo de teto: TABELA 1  
Ceiling hole: TABLE 1  
Trou au plafond : TABLEAU 1

Este produto contém uma fonte de luz da classe energética A  
This product contains an energy class A light source  
Ce produit contient une source lumineuse de classe énergétique A

Tabela 1 | Table 1 | Tableau 1

MODELO	L1 (mm)	L2 (mm)	L3 (mm)	FURO NO TETO (mm)
600x600 2 LINHAS LED	597	597	40	580x580
600x600 3 LINHAS LED	597	597	40	580x580
600x600 4 LINHAS LED	597	597	40	580x580
300x600	297	597	40	280x580
300x1200	297	1197	40	280x1180
300x1500	297	1477	40	280x1460



OPÇÕES | OPTIONS



**IMPORTANTE:** Para mais informação sobre as diferentes arquiteturas, soluções e funcionalidades disponíveis, por favor contactar a Lightenjin.

São Rejeitadas todas as responsabilidades por defeito ou danos provocados por montagem incorrecta da luminária, incorrecta alimentação e agentes externos.

**IMPORTANT:** For more Information about different architectures, solutions and available functionalities, please contact Lightenjin

Are Rejected all liability for defects or damage caused by incorrect installation of the luminaire, Misfeeding and external agents.

**IMPORTANT:** Pour plus d'informations sur les différentes architectures de réseau, solutions et fonctionnalités disponibles, contactez Lightenjin.

Sont rejetées toute responsabilité pour les défauts ou les dommages causés par une mauvaise installation du luminaire, Mauvaise alimentation et les agents extérieures.

